



EASY  
CRUISING





ZOOM SP

ULTIMATE VALUE  
FOR MONEY

Made from 1100 decitex fabric, the Zoom SP range offers excellent value for money. Its large diameter buoyancy tubes give the Zoom an impressive load capacity.

The truncated-cone tube ends provide great buoyancy, particularly when using four stroke outboards.

The banana-shaped buoyancy tube offers an aesthetically pleasing design. The aluminium floor provides strength and permits quick and easy fitting and maintenance.



Zoom SP 400



Zoom SP 400



ZOOM SP 400 ALU  
4 m / 13'1"



ZOOM SP 450 ALU  
4,5 m / 14'9"



- Excellent value
- Aluminium floor
- Banana-shape buoyancy tube
- Thwart included as standard
- High load capacity
- Truncated cones
- Carrying bag

EQUIPMENT



DECK

- Inflatable keel
- Aluminium floor with cross braces
- Engine mounting plate
- Bailer

BUOYANCY TUBE

- 1100 Decitex material
- Semi-recessed valves
- Lashings
- Rubbing strip
- 1 bow handle
- 4 carrying handles
- 2 pilot handles
- 2 stainless steel tow rings
- Pre-fittings for additional bench seat
- Cone reinforcers

STANDARD EQUIPMENT

- Aluminium paddles
- Foot pump
- Thwart
- Carrying bag
- Repair kit
- Owner's manual

OPTIONAL EQUIPMENT

- 12V electric pump with pressure regulator. 0.3 bar / 4.35 PSI capacity
- Bathing ladder
- Launching wheels
- Removable bow-bag with Velcro fastening
- Bench bag



## CLASSIC

# THE ORIGINAL ZODIAC® BOAT

Building on 70 years of heritage, the Classic incorporates the historic qualities that Zodiac® boats are known for: safety, stability, and strength. The Classic features generous seating and because of Zodiac's inflatable hull design, maneuvering, stability, and time to plane are legendary.

In the boot or on the roof of your car, you can take the Classic anywhere. It can be set up in just a few simple steps. The Classic's features and quality will appeal to fishermen and pleasure boaters alike. Easily collapsible and compact, this boat can be transported without a trailer. These unique features have kept the Zodiac® boat successful for decades, and thye versatility attracts many types of customers.

Classic Mark II



- Tried + tested design
- 2 floor options
- Easy set up/breakdown
- Easy storage and maintenance
- Navigation lights
- Accessory mounting rails
- Many optional accessories
- Strongan™ buoyancy tubes



Classic Mark II

## EQUIPMENT

### DECK

- Choice of floors:
  - Quick-fit aluminium floor with tie-down rail system (Classic HD)
  - Marine plywood floor and aluminium frame with tie-down rail system (Classic ST)
- Inflatable hull
- Aluminium motor mounting plate
- 2 bailers

### BUOYANCY TUBE

- Strongan™ 1100 decitex fabric
- Easy Push valves
- Polyamid lacing cuff + safety grab lines
- Wide anti-chafing deflector strip
- 1 bow handle
- 4 carrying handles
- 2 stainless steel tow rings
- Cone reinforcers

### STANDARD EQUIPMENT

- Removable bow bag
- Fittings for remote steering bar
- Fittings for launching wheels
- Mast and pennant
- 2 carrying bags
- 2 paddles
- Foot pump
- 1 pressure gauge
- Repair kits
- Owner's manual

### OPTIONAL EQUIPMENT


- 1 adjustable bench
- Luxury 2-person locker seat (except Mark 1)
- Inflatable bench
- Cover
- Fishing rod holder
- Launch trolley
- Launching wheels
- Electric pump
- Mini-console on bench
- Bathing ladder



Classic Mark II



CLASSIC MARK 1  
3,5 m / 11'6"



CLASSIC MARK 2 C  
3,8 m / 12'6"



CLASSIC MARK 2  
4,2 m / 13'9"



# FUTURA

## THE HIGH-PERFORMANCE INFLATABLE

Zodiac® Nautic's technology department designed the patented FUTURA hull. The hull is formed from a large-diameter keel plus two perfectly proportioned buoyancy tubes placed under the base of the boat.

When underway, the hull rests solely on the cushioning tubes - reducing drag and increasing lift - providing outstanding handling and an extreme ride.

The Futura is also available with a helm station and two adjustable bench seats.



Futura Mark II



FUTURA


Futura Mark II



FUTURA MARK 2 C  
3,7 m / 12'2"



FUTURA MARK 2  
4,1 m / 13'5"



FUTURA MARK 3  
4,5 m / 14'9"



- Exclusive Zodiac® Nautic patented hull
- 2 floor options
- Easy and quick set up/breakdown
- Simple to store and carry
- Excellent performance



Futura Mark II

### EQUIPMENT

#### DECK & HULL

- Choice of floors:
  - Quick-fit aluminium floor with tie-down rail system (Futura Alu)
  - H2P inflatable floor (Futura FR)
- Inflatable hull
- Aluminium motor mounting plate
- 2 bailers

#### BUOYANCY TUBE

- Strongan™ 1100 decitex fabric
- Polyester bow roller
- Easy Push valves
- Polyamide lacing cuff + safety grab lines
- Wide anti-chafing deflector strip
- 1 Bow handle
- 2 interior handles
- 4 carrying handles
- 2 stainless steel tow rings
- Cone reinforcers

#### STANDARD EQUIPMENT

- Removable bow bag
- Fittings for launching wheels
- 2 multi-pocket carrying bags
- 2 paddles
- Foot pump
- 1 pressure gauge
- Repair kit
- Owner's manual

#### PACK VERSION (FUTURA Alu)

- Complete piloting unit
- 2 adjustable benches
- 1 console (without instrumentation)
- 1 steering wheel
- Steering unit and cable

#### OPTIONAL EQUIPMENT

- Launching wheels
- Fishing rod holder
- Electric pump
- Launch trolley
- Bathing ladder



# WHICH FLOOR?



## CLASSIC - FUTURA

### ALU > ALUMINIUM FLOOR

strong + easy to maintain


An aluminium floor: **outstanding strength!**

Because of its durability and strength, aluminium floors are the primary floor choice for divers and high performance boat applications.

Optimum functionality; the floor is easily assembled and can be completely disassembled for fast storage.

For added safety, space, and convenience, built-in rails allow you to secure equipment.

Quick fit aluminium floorboards with tie-down rail system.



## CLASSIC

### SOLID > PLYWOOD FLOOR

economical + simple to use

**Solid floors** – peace of mind **guaranteed!**

It's durable plywood floor system makes it deal for day trips and fishing.

Includes an aluminium frame for increased durability and dependability.

Solid wood floors feature a non-skid finish for safety. These floors also include a built-in rail system allowing for adjustable bench seating (Zodiac® Nautic patent).

Plywood floorboards in an aluminium frame with tie-down rail system.



## FUTURA

### FR > INFLATABLE FLOOR

light + compact

The H2P floor is **ingenuity at its best!**


H2P floors are engineered with thousands of intertwined polyester threads. When inflated, these floors have proven to be as resistant as a solid floor!

The patented non-skid system offers added safety while on board.


Light and compact, the floor can be easily transported and stowed in tight spaces.

Ingenious and practical, inflatable floors feature attachment points for fastening accessories and other types of equipment.

Removable inflatable H<sub>2</sub>P air floor.





TECHNICAL SPECIFICATIONS														
	ZOOM SP		CLASSIC MARK 1		CLASSIC MARK 2C		CLASSIC MARK 2		FUTURA MARK 2C		FUTURA MARK 2		FUTURA MARK 3	
	400 ALU	450 ALU	ALU	SOLID	ALU	SOLID	ALU	SOLID	ALU	FR	ALU	FR	ALU	FR
DIMENSIONS (metres - feet/inches)														
Overall length	4 - 13'1"	4,5 - 14'9"	3,5 - 11'6"	3,5 - 11'6"	3,8 - 12'6"		4,2 - 13'9"		3,7 - 12'2"		4,1 - 13'5"		4,5 - 14'9"	
Inside length	3,2 - 10'6"	3,48 - 11'5"	2,3 - 7'7"	2,3 - 7'7"	2,55 - 8'4"		2,95 - 9'8"		2,6 - 8'6"		3 - 9'10"		3,4 - 11'2"	
Overall width	1,92 - 6'4"	1,92 - 6'4"	1,61 - 5'3"	1,61 - 5'3"	1,83 - 6'0"		1,83 - 6'0"		1,99 - 6'6"		1,99 - 6'6"		2,05 - 6'9"	
Inside width	0,90 - 2'11"	0,90 - 2'11"	0,77 - 2'6"	0,77 - 2'6"	0,92 - 3'0"		0,92 - 3'0"		0,89 - 2'11"		0,89 - 2'11"		0,9 - 2'11"	
Buoyancy tube diameter	0,50 - 1'8"	0,50 - 1'8"	0,425 - 1'5"	0,425 - 1'5"	0,455 - 1'6"		0,455 - 1'6"		0,55 - 1'10"		0,55 - 1'10"		0,575 - 1'11"	
CAPACITY														
Passengers (ISO)	7*	8*	5	5	6	6	7	7	6	5	7	6	9	8
Maximum payload¹ (kg - lbs)	900* - 1984*	1000* - 2205*	590 - 1301	590 - 1301	750 - 1653	750 - 1653	840 - 1852	840 - 1852	860 - 1896	800 - 1764	1100 - 2425	1000 - 2205	1280 - 2822	1200 - 2646
Total weight (kg - lbs)	85 - 187	96 - 212	64 - 141	61 - 134	77 - 170	74 - 163	87 - 192	83 - 183	97 - 214	72 - 159	102 - 225	75 - 165	116 - 256	81 - 179
Airtight compartments	5 + 1	5 + 1	3 + 1	3 + 1	3 + 1	3 + 1	3 + 1	3 + 1	3 + 2 + 1	3 + 2 + 1 + 1	4 + 2 + 1	4 + 2 + 1 + 1	5 + 2 + 1	5 + 2 + 1 + 1
DESIGN CATEGORY														
European directive N° 94/25/CE	C	C	C	C	C	C	C	C	C	C	C	C	C	C
OUTBOARD DATA														
Shaft: ● Short ■ Long	●	■	●	●	●	●	●	●	●	●	■	■	■	■
Minimum recommended power² (Hp)	20*	30*	6	6	8	8	10	10	15	8	20	10	25	10
Minimum recommended power² (kW)	15*	23*	5	5	6	6	8	8	12	6	15	8	19	8
Maximum recommended power² (Hp)	20*	30*	20	20	25	25	30	30	30	15	40	20	50	30
Maximum recommended power² (kW)	15*	23*	15	15	19	19	23	23	23	12	30	15	38	23
Maximum power allowed³ (Hp)	25*	40*	25	25	35	35	40	40	40	25	50	30	60	40
Maximum power allowed³ (kW)	19*	30*	19	19	26	26	30	30	30	19	37	22	45	30
Maximum weight of outboard⁴ (kg - lbs)	72* - 159*	95* - 209*	75 - 159	72 - 159	85 - 187	85 - 187	95 - 209	95 - 209	95 - 209	72 - 159	115 - 254	75 - 165	120 - 265	95 - 209
Maximum speed⁵ (km/h - mph)			45 - 28	45 - 28	50 - 31	50 - 31	54 - 34	54 - 34	56 - 35	45 - 28	60 - 37	47 - 29	60 - 37	52 - 32
DIMENSIONS OF THE FOLDED BOAT (metres - feet/inches)														
Length of 1 <sup>st</sup> bag	1,27 - 4'2"	1,27 - 4'2"	1,3 - 4'3"	1,3 - 4'3"	1,44 - 4'9"	1,44 - 4'9"	1,44 - 4'9"	1,44 - 4'9"	1,4 - 4'7"	1,4 - 4'7"	1,4 - 4'7"	1,4 - 4'7"	1,4 - 4'7"	1,4 - 4'7"
Width of 1 <sup>st</sup> bag	0,69 - 2'3"	0,69 - 2'3"	0,6 - 1'12"	0,6 - 1'12"	0,65 - 2'2"	0,65 - 2'2"	0,68 - 2'3"	0,68 - 2'3"	0,75 - 2'6"	0,75 - 2'6"	0,75 - 2'6"	0,75 - 2'6"	0,75 - 2'6"	0,75 - 2'6"
Height of 1 <sup>st</sup> bag	0,30 - 0'12"	0,32 - 1'1"	0,35 - 1'2"	0,35 - 1'2"	0,35 - 1'2"	0,35 - 1'2"	0,35 - 1'2"	0,35 - 1'2"	0,63 - 2'1"	0,63 - 2'1"	0,63 - 2'1"	0,63 - 2'1"	0,63 - 2'1"	0,63 - 2'1"
Length of 2 <sup>nd</sup> bag	1,17 - 3'10"	1,17 - 3'10"	0,89 - 2'11"	0,89 - 2'11"	1,05 - 3'5"	1,05 - 3'5"	1,05 - 3'5"	1,05 - 3'5"	1,05 - 3'5"	-	1,05 - 3'5"	-	1,05 - 3'5"	-
Width of 2 <sup>nd</sup> bag	0,64 - 2'1"	0,73 - 2'5"	0,6 - 1'12"	0,6 - 1'12"	0,61 - 2'0"	0,61 - 2'0"	0,65 - 2'2"	0,65 - 2'2"	0,61 - 2'0"	-	0,65 - 2'2"	-	0,74 - 2'5"	-
Height of 2 <sup>nd</sup> bag	0,10 - 0'4"	0,11 - 0'4"	0,14 - 0'6"	0,14 - 0'6"	0,14 - 0'6"	0,14 - 0'6"	0,14 - 0'6"	0,14 - 0'6"	0,14 - 0'6"	-	0,14 - 0'6"	-	0,18 - 0'7"	-

\* Awaiting approval

ENGINES

Indicated measurements may vary by +/- 3%, or +/- 5% for weight and speed measurements.

(1) Maximum permitted load is calculated using ISO standards. Caution is advised when operating fully laden boats.

(2) Recommended power is based on optimal use of the boat's abilities under average load. Depending on use, choose either maximum (waterskiing) or minimum power (fishing, cruising).

(3) The manufacturer's plaque specifies maximum permitted power. The power of your boat must not exceed this under any circumstances.

(4) Maximum permitted weight: dry weight, according to motor manufacturers' catalogue specifications.

(5) Maximum speeds are intended as a guide only; they were measured in ideal conditions by professional pilots with one person aboard. They may vary according to make of motor, boat load, propeller type and water conditions.

(6) Models in this catalogue are sometimes shown with optional accessories. Please check standard equipment supplied with each model and see your distributor for any additional equipment. The availability of certain models, as well as certain equipment details may vary from country to country (e.g. USA, Canada).

The boats photographed in this catalogue may differ from the actual models. Zodiac® Nautic continually strives to improve the quality of its products and as such reserves the right to modify or delete any model presented in this catalogue without prior notice. Zodiac® Nautic recommends that a life jacket is worn at all times; it is your own responsibility to check the legal obligations on your navigation zone.

This document may refer to trademarks belonging to other Companies. Such references are for identification only, and are not intended to be an endorsement. Whilst constantly seeking to improve its products, Zodiac® Nautic reserves the right to modify or improve the design or definition of its products at any time, without any prior notification and no retroactive effect on the boats built previously. This document cannot be considered as a contractual document. Non contractual pictures. Attitudes and behaviours of the persons aboard the boats must not be considered as an example.




The Easy Cruising range has been designed to make your life easier, letting you devote all your time to boating.

Everything has been designed to make all the different steps in stowage and preparation easier, while still ensuring excellent value for money. Light, lively and versatile, these are real seafaring boats.

If cruising the bays is your thing, the new Zoom SP & Classic series match your brief to perfection.

If you're more into sport and adventure, the Futura series is made with you in mind.

**[www.zodiac-nautic.com](http://www.zodiac-nautic.com)**



Zodiac® is a registered trade mark - Copyright© Zodiac®